



Band Virtual Learning

High School Band

May 8th, 2020











High School Band
Lesson: May 8th, 2020

Objective/Learning Target:
Unit review from the previous four weeks of rhythm lessons.

Review:

NOTE VALUES AND RESTS

Notes	Names	Rests
	Whole	
	Half	
	Quarter	
	Eighth	

Review:

COUNTING METHOD

- When the quarter note receives one count ($\frac{2}{4}$, $\frac{3}{4}$, $\frac{4}{4}$, $\frac{5}{4}$, etc.), use the following measure-wise counting method (pronounced: one and two and three and four and):

1 & 2 & 3 & 4 &

- For the four-fold division of the beat (sixteenth notes) and its variations, use 1 e & a (pronounced: one ee and a):

1 e & a 2 e & a 3 & 4 &
 1 & a 2 & a 3 & 4 &
 1 e & 2 e & 3 & 4 &
 1(e &) a 2(e &) a 3 & 4 &

Review:

Remember from last week...

- A *dot* after a note or rest adds half of the value of the note/rest it follows.

Example:  

Practice: Rhythm Key A

Rhythm Key A

Four short musical phrases in 3/4 time, each consisting of a 3-measure rest followed by a 3-measure rhythmic pattern. The patterns are: 1. Quarter, quarter, quarter. 2. Quarter, quarter, quarter. 3. Quarter, quarter, quarter. 4. Quarter, quarter, quarter.

1 & 2 & 3 & 1 & 2 & 3 & 1 & 2 & 3 & 1 & 2 & 3 &

Three lines of musical notation for rhythm practice in 3/4 time. Each line contains four measures of music. The first line starts with a 3-measure rest followed by a 3-measure pattern. The second line starts with a 3-measure rest followed by a 3-measure pattern. The third line starts with a 3-measure rest followed by a 3-measure pattern.

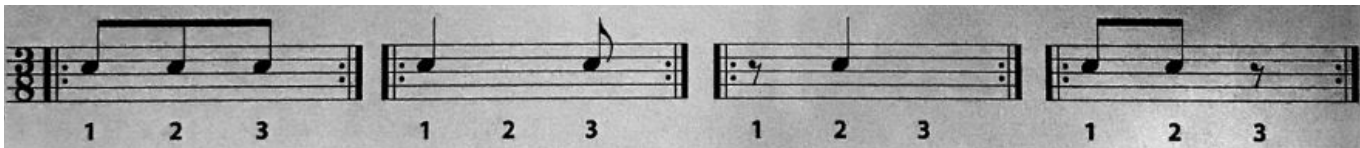
Practice: Rhythm Key B

Rhythm Key B

1 & 2 & 3 & 4 & 5 & 1 & 2 & 3(&)4 & 5 & 1(&)2(&)3 & 4 & 5(&) 1 & 2 & 3(&)4 & 5 &

Practice: Rhythm Key 3/8

Rhythm Key 3/8



A series of five musical staves for rhythm practice in 3/8 time. Each staff contains four measures of music. The first staff has a treble clef and a 3/8 time signature. The notes and rests are as follows:

- Staff 1: Measure 1: eighth, eighth, eighth; Measure 2: eighth, eighth, eighth; Measure 3: quarter, eighth; Measure 4: quarter, eighth.
- Staff 2: Measure 1: quarter rest, quarter; Measure 2: quarter rest, quarter; Measure 3: eighth, eighth, quarter rest; Measure 4: eighth, eighth, quarter rest.
- Staff 3: Measure 1: eighth, eighth, eighth; Measure 2: quarter, eighth; Measure 3: quarter rest, quarter; Measure 4: eighth, eighth, quarter rest.
- Staff 4: Measure 1: eighth, eighth, quarter rest; Measure 2: quarter rest, quarter; Measure 3: quarter, eighth; Measure 4: eighth, eighth, eighth.
- Staff 5: Measure 1: quarter rest, quarter; Measure 2: quarter, eighth; Measure 3: eighth, eighth, eighth; Measure 4: eighth, eighth, quarter rest.

Practice: Rhythm Key 6/8

Rhythm Key 6/8

The image displays musical notation for a 6/8 rhythm practice. At the top, four rhythmic patterns are shown in 6/8 time, each with a double bar line and repeat dots. Below each pattern are the numbers 1 through 6, indicating the count for each eighth note. The first pattern consists of six eighth notes. The second pattern consists of a quarter note followed by four eighth notes. The third pattern consists of a quarter rest, a quarter note, a quarter rest, and a quarter note. The fourth pattern consists of a quarter note, a quarter rest, a quarter note, a quarter rest, a quarter note, and a quarter rest. Below these are five lines of musical notation, each starting with a treble clef and a 6/8 time signature. The first line contains four measures of eighth notes. The second line contains four measures of quarter notes with eighth rests. The third line contains four measures of eighth notes and quarter notes. The fourth line contains four measures of quarter notes and eighth notes. The fifth line contains four measures of quarter notes and eighth notes, ending with a double bar line.

Practice: Rhythm Key 9/8

Rhythm Key 9/8

Four rhythmic patterns in 9/8 time signature, each with a 9-measure count below it:

- Pattern 1: A continuous eighth-note pattern (1 2 3 4 5 6 7 8 9).
- Pattern 2: A sequence of eighth notes followed by quarter notes (1 2 3 4 5 6 7 8 9).
- Pattern 3: A sequence of quarter notes with eighth rests (1 2 3 4 5 6 7 8 9).
- Pattern 4: A sequence of eighth notes with eighth rests (1 2 3 4 5 6 7 8 9).

First line of rhythmic notation in 9/8 time, consisting of four measures:

- Measure 1: Continuous eighth notes.
- Measure 2: Eighth notes followed by quarter notes.
- Measure 3: Quarter notes with eighth rests.
- Measure 4: Eighth notes with eighth rests.

Second line of rhythmic notation in 9/8 time, consisting of four measures:

- Measure 1: Eighth notes with eighth rests.
- Measure 2: Quarter notes with eighth rests.
- Measure 3: Eighth notes followed by quarter notes.
- Measure 4: Continuous eighth notes.

Third line of rhythmic notation in 9/8 time, consisting of four measures:

- Measure 1: Quarter notes with eighth rests.
- Measure 2: Eighth notes followed by quarter notes.
- Measure 3: Continuous eighth notes.
- Measure 4: Eighth notes with eighth rests.

Practice: Rhythm Key Sixteenth Notes

Rhythm Key Sixteenth Notes

Four musical staves in 4/4 time, each showing a rhythmic pattern of sixteenth notes. The patterns are as follows:

- Staff 1: A quarter rest, followed by a quarter note, then a quarter note with a beamed eighth note, and a quarter note with a beamed eighth note. Counting cue: 1 e & a 2 e & a 3 4
- Staff 2: A quarter note, followed by a quarter note with a beamed eighth note, and a quarter note with a beamed eighth note. Counting cue: 1 2 e & a 3 e & a 4
- Staff 3: A quarter note, followed by a quarter note with a beamed eighth note, and a quarter note with a beamed eighth note. Counting cue: 1 2 3 e & a 4 e & a
- Staff 4: A quarter note, followed by a quarter note with a beamed eighth note, and a quarter note with a beamed eighth note. Counting cue: 1 e & a 2 3 4 e & a

Three musical staves in 4/4 time, each showing a rhythmic pattern of sixteenth notes. The patterns are as follows:

- Staff 1: A quarter note, followed by a quarter note with a beamed eighth note, and a quarter note with a beamed eighth note. This pattern is repeated four times across the staff.
- Staff 2: A quarter note, followed by a quarter note with a beamed eighth note, and a quarter note with a beamed eighth note. This pattern is repeated four times across the staff.
- Staff 3: A quarter note, followed by a quarter note with a beamed eighth note, and a quarter note with a beamed eighth note. This pattern is repeated four times across the staff.

Practice: Rhythm Key Eighth/Sixteenth Combos

Rhythm Key Eighth Note/Two Sixteenth Note Combinations

1 e & 2 & 1 & 2 e & 1 e & 2 e & 1 2 e &

Practice: Rhythm Key Eighth/Sixteenth Combos

Rhythm Key Eighth Note/Two Sixteenth Note Combinations

Four rhythmic patterns in 2/4 time, each with a repeat sign:

- Pattern 1: Quarter note, eighth note, eighth note, quarter note. Rhythm: 1 & a 2 &
- Pattern 2: Quarter note, eighth note, eighth note, quarter note, eighth note, eighth note. Rhythm: 1 & 2 & a
- Pattern 3: Quarter note, eighth note, eighth note, quarter note, eighth note, eighth note. Rhythm: 1 & a 2 & a
- Pattern 4: Quarter note, quarter note, eighth note, eighth note. Rhythm: 1 2 & a

First line of rhythmic exercise in 2/4 time, consisting of four measures:

- Measure 1: Quarter note, eighth note, eighth note, quarter note.
- Measure 2: Quarter note, eighth note, eighth note, quarter note, eighth note, eighth note.
- Measure 3: Quarter note, eighth note, eighth note, quarter note, eighth note, eighth note.
- Measure 4: Quarter note, quarter note, eighth note, eighth note.

Second line of rhythmic exercise in 2/4 time, consisting of four measures:

- Measure 1: Quarter note, eighth note, eighth note, quarter note.
- Measure 2: Quarter note, eighth note, eighth note, quarter note, eighth note, eighth note.
- Measure 3: Quarter note, eighth note, eighth note, quarter note, eighth note, eighth note.
- Measure 4: Quarter note, quarter note, eighth note, eighth note.

Third line of rhythmic exercise in 2/4 time, consisting of four measures:

- Measure 1: Quarter note, eighth note, eighth note, quarter note.
- Measure 2: Quarter note, eighth note, eighth note, quarter note, eighth note, eighth note.
- Measure 3: Quarter note, eighth note, eighth note, quarter note, eighth note, eighth note.
- Measure 4: Quarter note, quarter note, eighth note, eighth note.

Practice: Rhythm Key Eighth/Sixteenth Combos

Rhythm Key Eighth Note/Two Sixteenth Note Combinations

1 & 2 e & a 3 e & 1 e & 2 e & a 3 & 1 e & 2 e & 3 e & a 1 e & 2 e & a 3 e &



Let's Check Your Work

These slides are all review slides from the last four weeks of rhythm lessons. You can use the videos from those weeks to check your work and to practice with.

[Rhythm Key A and B](#)

[Rhythm Key 3/8 and 6/8](#)

[Rhythm Key 9/8 and Sixteenth Notes](#)

[Rhythm Key Two Sixteenth/Eighth Note Combinations](#)